



Your Space

Superloos by Washroom



Your Space


Superloos by Washroom

Your Space Superloos by Washroom offers a stylish and practical alternative to a traditional commercial washroom layout.

In essence, a superloo is a compact, self-contained cubicle which includes a toilet plus vanity unit and hand-drying facilities – all housed behind a full height door for complete privacy.

Specifying from our range of Your Space superloos gives you all the room you need. For building owners, it's a space-saving solution to maximise a building's floorplate. While for end-users, the design gives them their own space and privacy.


Your Space superloos are versatile and can be designed to meet any brief. Drawing on our full product range, we'll create Your Space, your way.



Case study

One Smart's Place

- Alto Laminate toilet cubicle door in white HPL with white Corian solid surface edging
- Concerto duct panelling in toughened low iron glass
- Wall-mounted ceramic vanity units and black ironmongery







Case study

5-9 Cork Street

- Alto Laminate cubicles
- Silestone troughs with integral storage and back-painted glass upstand
- Dolphin Alavo mirror system above the vanities
- Concerto duct panelling faced with back-painted glass







Case study

Weston House

- Alto Laminate toilet cubicles in black high gloss with DDA compliant brass ironmongery
- Corian trough vanity in Glacier White
- Concerto duct panelling faced with toughened glass, back-painted to pearl gold colour







Superloos by Washroom

The benefits

As well as providing a different approach to the traditional commercial washroom layout, the Your Space superloo toilet cubicle brings a host of additional practical benefits.

- It's ideal for gender neutral or unisex toilet facilities - creating an inclusive environment with fully accessible washrooms for all end users.
- It maximises the available floor space, with no need for separate male and female washrooms with sink areas and cubicles.
- The superloo provides more space as well as complete privacy for end users, with full height doors and walls rather than partitions.
- Self-contained cubicles look and feel more like a home-from-home washroom.



Your Space can be created to complement or contrast any interior design style with a wide range of materials and finishes to specify.



Case study

Heddon Street

- Alto cubicle doors with matt finish real wood oak veneer
- Corian vanity unit with integrated waste bin and brass effect accessories
- Concerto integrated duct panelling faced with marble tiles with brass trim
- Tego hinged mirror system with back-lighting and rounded edges





Case study

10-12 Alie Street

- Bespoke circular brass trimmed mirrors
- Contemporary sanitaryware provided and installed
- Black powder coated ironmongery including taps, soap dispenser and toilet roll holders
- Glass shower screens





Case study

16 Bruton Place

- Mirror unit and tile trim in anodised brass effect finish
- Hinged fluted oak wooden feature wall panelling with solid oak triangular slats
- Terrazzo stone vanity unit with bespoke Corian washbasins
- Laminated vanity unit underpanels with metal effect finish, incorporating hinged bin chutes







Superloos by Washroom

Options & technical

Alto and Marcato cubicles are available in configurations to comply with approved Document M, complete with outward opening doors. Our standard stainless steel pull handle is supplied to the outside face of all outward opening cubicle doors and complementary grab rails are also available.

It's your choice – Your Space is designed around you.

- Choose doors from our Alto and Marcato cubicle ranges, both available in real wood veneer, laminate, Fenix NTM laminate or glass - in a wide choice of colours and finishes.
- We can manufacture unique vanities as a trough unit, with inset sinks or countertop basins. Our Arpeggio vanities range includes Corian solid surface, Silestone, concrete, marble, granite and more.
- And for stylish storage, our Tego hinged mirror storage solution is the perfect way to maximise on space.
- Our Concerto duct panelling system is available in an extensive array of materials such as solid surface Corian, glass, laminate, real wood veneer and tile, all in numerous colours and finishes.



For the full technical specification and to start creating your own Your Space superloo, please contact info@washroom.co.uk



Case study

Pilgrim Street

- Alto oak veneer full height cubicle doors with unique outward opening for emergency access
- Bespoke Durat vanity units with integrated Durat basin
- Bespoke Tego mirror units with powder coated panels
- Concerto duct panels tiled with Fenix access panels







Case study

1-7 Old Queen Street

- Alto full height cubicle doors with dark stained wood veneer
- Concerto duct panels, half tiled and half with wood veneer
- Bespoke wall-mounted Corian vanities with integrated towel rail
- Copper effect ironmongery – tap, soap dispenser and hand dryer







Case study

45 Mortimer Street

- Alto Fenix full height cubicle doors in black with a contrasting dark green strip running beneath the lock
- Concerto duct panels with half height fluted walnut panelling
- Bespoke light grey Corian vanity unit with inset washbasins
- Bespoke oval mirrors above









Your Space

Superloos your way

Specify from our full range for a
bespoke solution tailored for you.



washroom
WASHROOM

0800 999 8888
info@washroom.co.uk

