

A modern, minimalist hallway with white lockers, a central door, and a bench. The hallway is brightly lit with recessed ceiling lights and a long LED strip light along the top of the locker wall. The floor is made of large, light-colored tiles. The lockers have wooden handles and keys hanging from them. The central door is white with a wooden handle and two small wooden hooks. A white bench is visible in the background.

End of Trip

by Washroom Washroom





End of Trip

by Washroom Washroom

Offices are much more than a collection of desks and meeting rooms. The best workspaces prioritise staff health and wellbeing and End of Trip facilities are driving this movement.

End of Trip facilities are a dedicated space within a workplace designed around the needs of those who cycle, walk, jog or rollerblade into the office or who take time out to exercise during the day. Created to a high specification as standard, our End of Trip range feels more luxury health club or boutique gym than office shower room.

Practical elements such as private showers and changing cubicles, heated lockers and towel stations form the foundations of our EoT range but it's also characterised by beauty – with bespoke designs creating an oasis of calm in the day.




End of Trip Solutions

At the heart of an exceptional End of Trip facility is its end user. That's why we've developed a range of specialist products to elevate your End of Trip facility and add a touch of luxury.

- Heated lockers – ideal for drying damp clothing or towels
- Charging lockers – secure space to recharge fitness tech and phone batteries
- Folding bike lockers – safe secure and convenient storage solution
- Benching – integrated design with a wide range of profiled seating options and styles including freestanding, wall mounted or full island

All products within our End of Trip range can be manufactured in a wide array of different materials, finishes and colours to meet the demands of any brief.






End of Trip Solutions


The purpose of the End of Trip facility within a workspace is to carve out space for staff to get ready in comfort after their commute.

We aim to create a home-from-home space with everything users need to prepare themselves for the working day. Our range of specialist End of Trip solutions can all be manufactured in different materials and finishes.

- Towel station
- Airing station
- Ironing station

Our End of Trip range is supported by our extensive and established washroom product range including showers, toilets, changing cubicles, vanity units, make-up counters and more.






Case study

One Westferry

As part of the refurbishment of this prominent nine-storey office building overlooking the River Thames, we installed new End of Trip facilities including:

- Octave laminate lockers in both a deep slate grey and oak finish, complete with digital code access locks
- Grey stone effect solid surface make-up vanity unit
- Freestanding benching with black powder coated legs plus wall-mounted benching with integrated shoe storage





Case study

127 Kensington High Street

This well-known 1970s department store building was completely transformed both in and out to provide a modern mix of office and retail space including new End of Trip facilities featuring:



- Full height shower cubicles finished in rich dark multilaminar wood veneer from TABU with recessed locks
- Forza lockers in SGL finish with digital code locks and integrated legato oak benching underneath
- Hi-MACS almond vanity and towel drop units with oak underpanels


Case study

20 Triton

The spacious End of Trip facilities installed at this office building near Regent's Park are designed to provide storage for up to 330 bike racks. The striking space also boasts:

- Hair and make-up styling stations with large mirrors in natural oak finish and matching oak benching units
- Large fire rated Forza lockers with digital access locks in Arpa Rosa finish
- Shower cubicles with both wet and dry changing areas, including shower shelf and benching, finished in two colours – Arpa Rosa and Abet Sahara Beige





Case study

Lion Plaza

A Grade II Listed period office building close to the Bank of England which has been revamped into a contemporary workspace complete with new End of Trip facilities including bike storage. We also installed:

- Full height Alto shower cubicle doors in woodgrain effect HPL, with glass shower cubicle frontage separating wet and dry changing within the cubicle space
- Solid surface trough style vanity units and make-up counters in Durasein finish
- Large Z-style grey Forza lockers with space to accommodate longer length clothing such as coats and suits.



washroom
WASHROOM

0800 999 8888

info@washroom.co.uk

